

Thanks for downloading and welcome to the twinkl family!

How to change the print size of this resource

- In your PDF reader, click the 'File' menu
- Select 'Print'
- Click the box next to 'Print Scaling' and select 'Multiple Pages Per Sheet'
- You will now have various options, which will enable you to print several pages on just one sheet of paper.

A brief word about copyright...



By downloading this resource, you agree to the following:



You may use this resource for personal and/or classroom use only. We're more than happy for you to keep your own backup copy though.

In order to support us, we ask that you always acknowledge www.twinkl.co.uk as the source of the resource. If you love these resources, why not let others know about twinkl?

You must not reproduce or share this resource with others in any form. They are more than welcome to download the resource directly from us.




You must not host or in any other way share our resources directly with others, without our prior written permission.

We also ask that this product is not used for commercial purposes and also that you do not alter the digital versions of our products in any way.

We hope you enjoy the resource and we'll see you very soon! x



How to Make a Christmas Bauble



How to Make a Christmas Bauble

You will need:


toilet tube rings

coloured ribbon


coloured thread

beads

kitchen foil




How to Make a Christmas Bauble



Ask an adult to cut a toilet roll tube into rings for you.



How to Make a Christmas Bauble




1

Take two rings of cardboard and wrap kitchen foil round them.



How to Make a Christmas Bauble




2

Place one ring inside the other.



How to Make a Christmas Bauble




3

Thread a bead onto a piece of coloured thread and tie the end in a knot.



How to Make a Christmas Bauble




4

Use some ribbon to tie the thread and bead to the bauble and secure it.



How to Make a Christmas Bauble



5

Tie a loop of thread to the bauble to hang it from.

